


Modulate the power,
preserve the silence,
control the warmth






A CERAMIC COATING TO ENSURE THAT YOUR HEAT PUMP KEEPS ITS LOOKS.

BWT heat pumps are coated with an additional, protective ceramic coating. Water-repellent and UV stable, it prevents oxidation and staining by dirt or chemicals.

Well protected, BWT heat pumps are easy to clean, and remain gleaming, smooth and beautiful for a very long time.












COMPREHENSIVE RANGE

The BWT Inverter Horizontal range offers a selection of models to suit pools of all types and sizes.

INVERTER SYSTEM

On the contrary to a conventional On/Off heat pump that run at a constant speed (100%), the Inverter heat pump compressor can run at between 20% and 100% to adapt to the machine's operating conditions and outdoor temperatures.

In fact, while the outside temperature is low, or while the heating demand is high, the compressor will run at high speed (between 50% and 100%).

Inversely, while the heating demand is low, notably around the set point, the Inverter compressor will run at low speeds (between 25% and 50%).

BWT Inverter horizontal heat pumps automatically adjust their compressor speed to adapt to the operating mode and outdoor temperature. There is no need for any intervention by the user.

Running at low speeds, inverter compressors are almost noiseless, provide optimal yield and enjoy a longer service life.

REVERSIBLE HEAT PUMPS

All BWT Inverter horizontal heat pumps are reversible as standard. BWT Inverter horizontal heat pumps can be used to heat or cool pool water.

This feature is particularly appreciated in very hot regions where it can be used to hold swimming pool water at a comfortable temperature or even to lower or maintain the water temperature in aquaculture tanks used to rear and store fish.

TOUCH SCREEN CONTROL PAD FOR BWT INVERTER HORIZONTAL HEAT PUMPS





SILENCE

Conventional On/Off heat pumps generate a constant sound power, even when water temperature is around the set point.

On the other hand, BWT Inverter horizontal heat pump compressors slow significantly around the set point so that they run much more quietly than a conventional On/Off machine

This is particularly important when the heat pump must be installed close to neighbouring properties.

Installers should take regulations governing neighbourhood noise abatement in effect in the country of installation into consideration.

START-UP OVERCURRENTS

BWT Inverter horizontal heat pumps feature acceleration ramps that exploit frequency variation technology to avoid overcurrents on start-up along with their inherent negative impact on electrical and electronic devices in the home.

COMPLETELY AUTOMATED

BWT Inverter horizontal heat pumps are designed to be easy to install and simple to maintain.

ALUMINIUM CABINET

A modern and innovative design in aluminium, completely resistant to corrosion over.

SYSTEMATIC QUALITY CONTROL

To guarantee complete reliability, all BWT Inverter horizontal heat pumps are tested before being shipped.

EQUIPMENT

BWT Inverter horizontal heat pumps are delivered with a winter jacket.



WIFI MODULE

The WIFI module is included as standard in BWT Inverter horizontal heat pumps.

1. Access the support service in one click
2. Real time tracking of your data
3. Wherever you are, whatever the time, you have control

- On | Off
- Heating power
- Setting of the various modes
Heat | Cool
- Timer

Caution, to use the WiFi module, the heat pump must be installed in a zone within the home that has WiFi coverage.

TECHNICAL DATA

	HI-HC 66	HI-HC 85	HI-HC 106	HI-HC 132	HI-HC 150	HI-HC 177	HI-HC 204	HI-HC 273	HI-HC 270	HI-HC 358
Certified heating power, Air temp 26° C, Water temp 26° C	6.6 kW	8.5 kW	10.6 kW	13.2 kW	15 kW	17.7 kW	20.4 kW	27.3 kW	27.0 kW	35.8 kW
Certified heating power, Air temp 15° C, Water temp 26° C	5.0 kW	6.2 kW	7.5 kW	9.0 kW	10.5 kW	12.0 kW	14.0 kW	18.0 kW	18.0 kW	24.5 kW
Certified cooling power, Air temp 35° C, Water temp 28° C	3.0 kW	4.0 kW	4.5 kW	5.5 kW	6.8 kW	7.7 kW	9.8 kW	12.1 kW	12.1 kW	16.4 kW
Operating temperature range	from 0°C to 43°C									
max/min power consumed (kW)	0.13~1.11	0.17~1.24	0.19~1.56	0.24~1.87	0.27~2.28	0.31~2.67	0.38~3.30	0.57~3.75	0.53~3.75	0.62~5.20
Type of refrigerant	R 32									
Recommended pool volume (m ³)	15~30	20~40	25~45	30~55	35~65	40~75	50~95	65~120	65~120	90~160
Recommended water flow rate	2~4 m ³ /h	2~4 m ³ /h	3~4 m ³ /h	4~6 m ³ /h	5~7 m ³ /h	6.5~8.5	8~10 m ³ /h	10~12 m ³ /h	10~12 m ³ /h	10~18 m ³ /h
Maximum current consumed	6.5 A	7.5 A	8.5 A	10.5 A	11 A	13 A	17 A	20 A	7 A	9.5 A
Power supply	230 V 1ph								400 V 3ph	
Power cable cross section	3x1.5 mm ²		3x2.5 mm ²				3x4 mm ²	3x6 mm ²	5x2.5 mm ²	
Electrical protection	8 A	9 A	10.5 A	13 A	13.5 A	16 A	21 A	24 A	9 A	12 A
Exchanger model	PVC coated twisted, Titanium coil									
Compressor	Double rotary									
Number of fans	1									
Inlet/ Outlet unions	50 mm female solvent									
Cabinet	Aluminium									
Dimension L x D x H (mm)	894x349x648			954x349x648		954x429x648	954x429x755	1084x429x948		1154x539x948
Weight	42 kg	45 kg	49 kg	50 kg	52 kg	63 kg	68 kg	90 kg	93 kg	120 kg

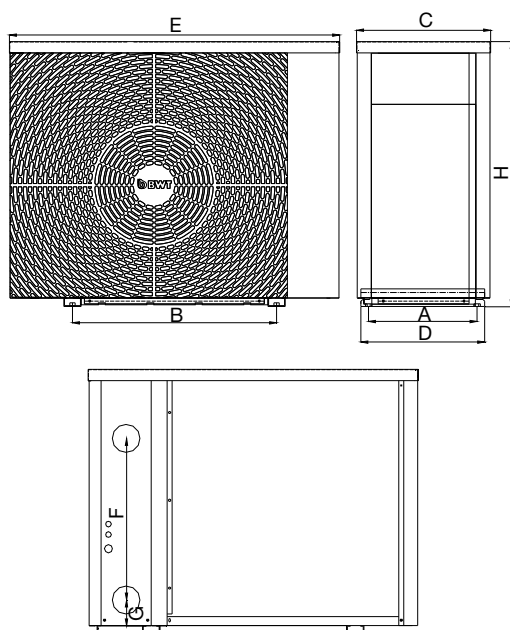
A HIGHLY EFFICIENT GAS THAT IS RESPECTFUL OF THE ENVIRONMENT

The R32 gas is 5 to 10% more efficient than R410A.

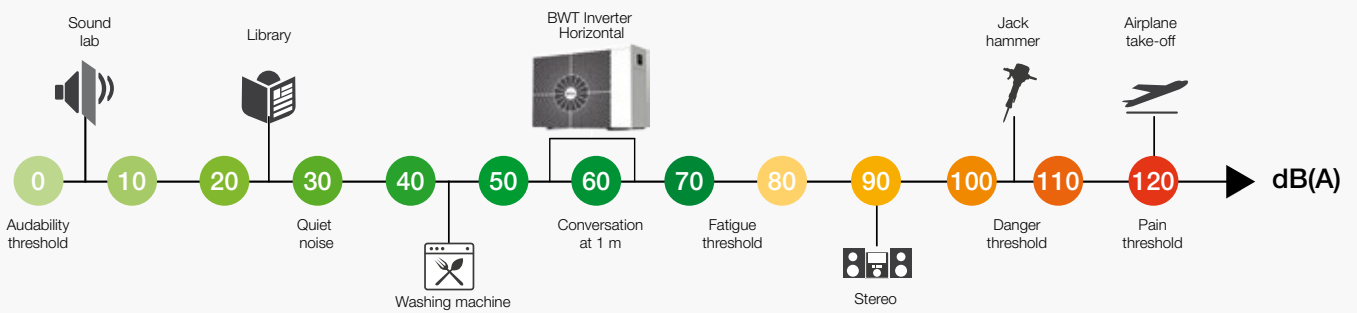
With a GWP (Global Warming Potential – a measure of the relative impact of gases on global warming) of only 675, compared to 2088 for R410A, it is more respectful of the environment.

It is a totally pure gas, which facilitates recycling.

DIMENSIONS



	A	B	C	D	E	F	G	H
HI-HC 66	334	590	318	359	894	250	74	648
HI-HC 85	334	590	318	359	894	250	74	648
HI-HC 106	334	590	318	359	894	280	74	648
HI-HC 132	334	590	318	359	954	340	74	648
HI-HC 150	334	590	318	359	954	340	74	648
HI-HC 177	404	590	388	429	954	390	74	648
HI-HC 204	404	590	388	429	954	460	74	755
HI-HC 273	404	720	388	429	1084	620	74	948
HI-HC 270	404	720	388	429	1084	620	74	948
HI-HC 358	514	790	498	539	1154	650	74	948



The scale above compares the acoustic pressure level of BWT Inverter horizontal heat pumps with familiar events.

PERFORMANCE DATA

Air 26°C - Water 26°C - Humidity 80%		HI-HC 66	HI-HC 85	HI-HC 106	HI-HC 132	HI-HC 150	HI-HC 177	HI-HC 204	HI-HC 273	HI-HC 270	HI-HC 358
20 % capacity	COP	14.7	14.8	15.0	15.4	15.5	15.8	15.3	15.4	15.3	15.6
100 % capacity	COP	6.0	7.4	7.4	7.3	6.7	6.2	6.0	6.5	6.5	5.8

Air 15°C - Water 26°C - Humidity 70%		HI-HC 66	HI-HC 85	HI-HC 106	HI-HC 132	HI-HC 150	HI-HC 177	HI-HC 204	HI-HC 273	HI-HC 270	HI-HC 358
20% capacity	COP	7.3	7.4	7.7	7.7	7.8	7.8	7.7	8.1	8.1	8.0
	Acoustic pressure level at 10 m, in dB (Lp)	17.8	18.8	18.6	22.1	21.3	23.1	20.9	23.5	23.5	22.6
	Acoustic pressure at 1m, in dB (Lw)	51.6	52.6	52.4	55.9	55.1	56.9	55.7	58.3	43.5	57.4
100% capacity	COP	4.5	5.0	4.8	4.8	4.6	4.5	4.4	4.8	4.8	4.7
	Acoustic pressure level at 10 m, in dB (Lp)	27.2	28.2	29.9	30.7	35	33.8	34.2	34.9	34.9	34.7
	Acoustic pressure at 1m, in dB (Lw)	61	62	63.7	64.5	68.8	67.6	69	69.7	54.9	69.5

The table above shows examples of the BWT Inverter horizontal performance levels in 2 operating modes. BWT Inverter horizontal heat pumps will automatically select the operating mode best suited to the pool's demands based on climatic conditions and operating conditions. The compressor speed is altered in steps of 1Hz between 20 Hz and 80 Hz.



BWT
CHANGE
THE WORLD
sip by sip

PROCOPI S.A.S.

Les Landes d'Apigné – B.P. 45328
35653 LE RHEU Cedex – FRANCE

+33 (0)2 99 14 78 78 ☎ +33 (0)2 99 14 59 05

✉ rennes@procopi.com

procopi.com



Dealer's stamp: